

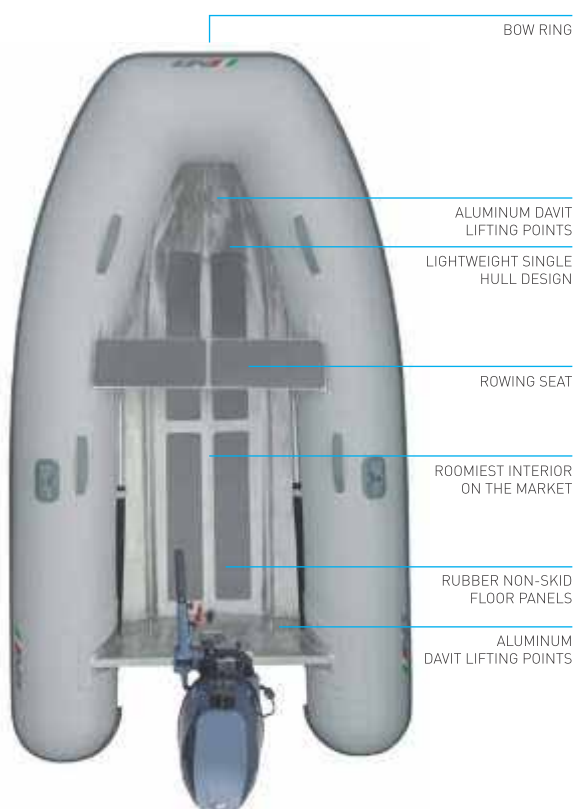
Lamina

UL

Extremely light
in weight and price

- Aluminum hull open tender.
- Ultra light and spacious.
- Ideal sailboat tender.
- Special rubber non-skid material.
- Exceptionally reasonable pricing.
- Smaller models from 8-10ft offer an 820 CSM Orca® Fabric for higher protection and resistance.

LAMMINA 9 UL | MAIN FEATURES



EVERY AB INFLATABLE BOAT IS BACKED BY A TEN-YEAR LIMITED WARRANTY. SEE YOUR DEALER FOR DETAILS.



IAB®



9 UL

STANDARD FEATURES

MARINE GRADE ALUMINUM HULLS
SEADEK® EVA FOAM NON-SKID FLOOR
ORCA (CSM) FABRIC
BOW EYE
ALUMINUM DAVIT LIFTING POINTS
SINGLE RUB RAIL
ORCA (CSM) FABRIC HANDLES ON TUBES
REMOVABLE ROWING SEAT
OARLOCK BASE WITH OARLOCKS
3 LAYER REINFORCED SEAMS
HAND PUMP
MAINTENANCE KIT
OWNER'S MANUAL

OPTIONAL FEATURES

COVER
TUBE CHAPS
CHOCK SET
CHROME FREE - ADVANCED PRETREATMENT & POWDER COATING TECHNOLOGY
COLOR BOAT CUSTOMIZATION
BOW BENCH SEAT

NOTE: SOME OPTIONAL FEATURES MAY BE AVAILABLE THROUGH THE AB DEALER

FOR FULL FEATURE LIST VISIT OUR WEBSITE

abinflatables.com

B FAMILY BOATS

249 Ti Rakau Drive, East Tamaki, Auckland 2013
(09) 274 0511 | sales@familyboats.co.nz
www.familyboats.co.nz



7.5 UL

LAMMINA | UL
ULTRA LIGHT ALUMINUM TENDERS


Extremely light in weight, small but powerful, designed to deliver performance in style.

Built with the same quality standards as our larger, luxury models, the Lammina UL is our most sophisticated lightweight tender yet.

Created to deliver performance on the water, its open design also creates an interior that is ideal for safely transporting cargo and crew. Ideal for the cruising couple, this tender feature an ultra-lightweight aluminum hull and a stronger CSM Coated Fabric in 820 D-tex which means a higher level of resistance. Its smaller size is perfect for weaving through crowded moorings and exploring shallow bays. When the day's adventure is over, the Lammina UL's davit lifting points make for easier deck storage.

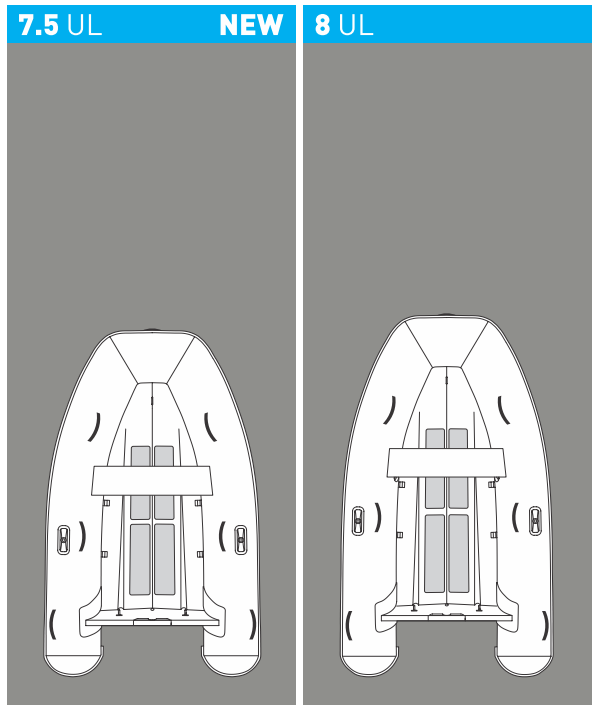
Although the tender is uncoated for minimal maintenance, you can choose to add a Chrome-free Pretreatment and Powder Coating. The UL line hulls are manufactured with key reinforcement points. These include lifting and towing eyes vertically positioned to avoid these from bending and reinforced transom knees.

Four models available from 7.5-10 feet.

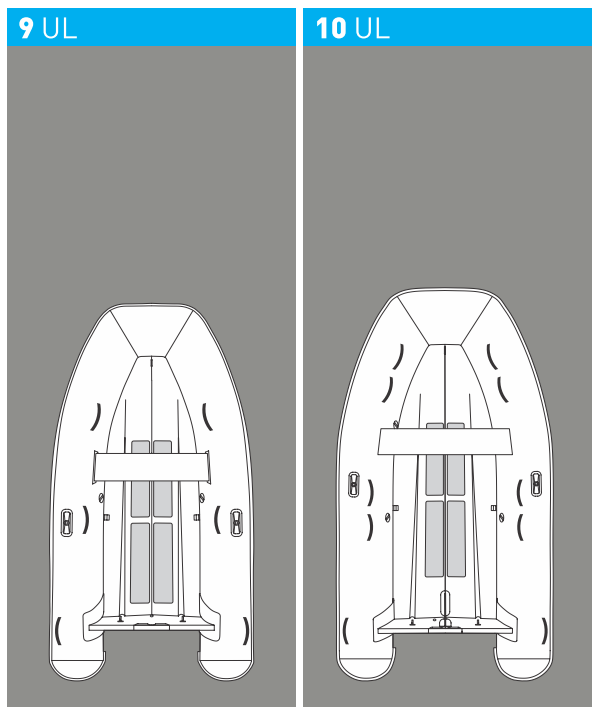


PICTURE A
LAMMINA BOATS INCLUDE AN ALUMINUM TRANSOM PROTECTOR WITH AN ENGINE SECURITY LIP AND THREE WELDED DAVIT LIFTING POINTS

PICTURE B
OPTIONAL ALUMINUM BOW BENCH SEAT



7.5 UL		NEW		8 UL	
OVERALL LENGTH	7' 10" / 2,39m	OVERALL LENGTH	8' 5" / 2,56m	OVERALL BEAM	4' 11" / 1,50m
OVERALL BEAM	4' 11" / 1,50m	INSIDE LENGTH	5' 10" / 1,79m	INSIDE BEAM	2' 2" / 0,66m
INSIDE LENGTH	5' 5" / 1,65m	TUBE DIAMETER	16" / 0,41m	PERSON CAPACITY	3
INSIDE BEAM	2' 2" / 0,66m	PERSON CAPACITY	4	WEIGHT	72lbs / 33kg
TUBE DIAMETER	16" / 0,41m	RECOMMENDED HP	3	RECOMMENDED HP	4
PERSON CAPACITY	3	MAXIMUM HP	4	MAXIMUM HP	5
WEIGHT	72lbs / 33kg	SHAFT LENGTH	15" / 38,1cm	SHAFT LENGTH	15" / 38,1cm
RECOMMENDED HP	3				
MAXIMUM HP	4				
SHAFT LENGTH	15" / 38,1cm				



9 UL		10 UL	
OVERALL LENGTH	9' 1" / 2,76m	OVERALL LENGTH	10' / 3,05m
OVERALL BEAM	4' 11" / 1,50m	OVERALL BEAM	5' 6" / 1,68m
INSIDE LENGTH	6' 3" / 1,90m	INSIDE LENGTH	7' 2" / 2,18m
INSIDE BEAM	2' 3" / 0,70m	INSIDE BEAM	2' 8" / 0,81m
TUBE DIAMETER	16" / 0,41m	TUBE DIAMETER	17" / 0,43m
PERSON CAPACITY	4	PERSON CAPACITY	5
WEIGHT	84lbs / 38kg	WEIGHT	94lbs / 43kg
RECOMMENDED HP	8	RECOMMENDED HP	9.9
MAXIMUM HP	10	MAXIMUM HP	15
SHAFT LENGTH	15" / 38,1cm	SHAFT LENGTH	15" / 38,1cm